

STRATA® ORCHESTRA PIT FILLER



The best orchestra pit filler option in the performing arts industry.

The STRATA® Orchestra Pit Filler is custom designed to fit your exact specifications. Patented acoustic dampening platforms reduce unwanted stage noise, and STRATA's dual height adjustment provides options for multipurpose applications. Hardware-free installation means "no tools required", making this solution one of the easiest to use in the industry. The combination of individual, removable decks and single-beam construction allows for easy-to-access storage space for any application.



STRATA® ORCHESTRA PIT FILLER

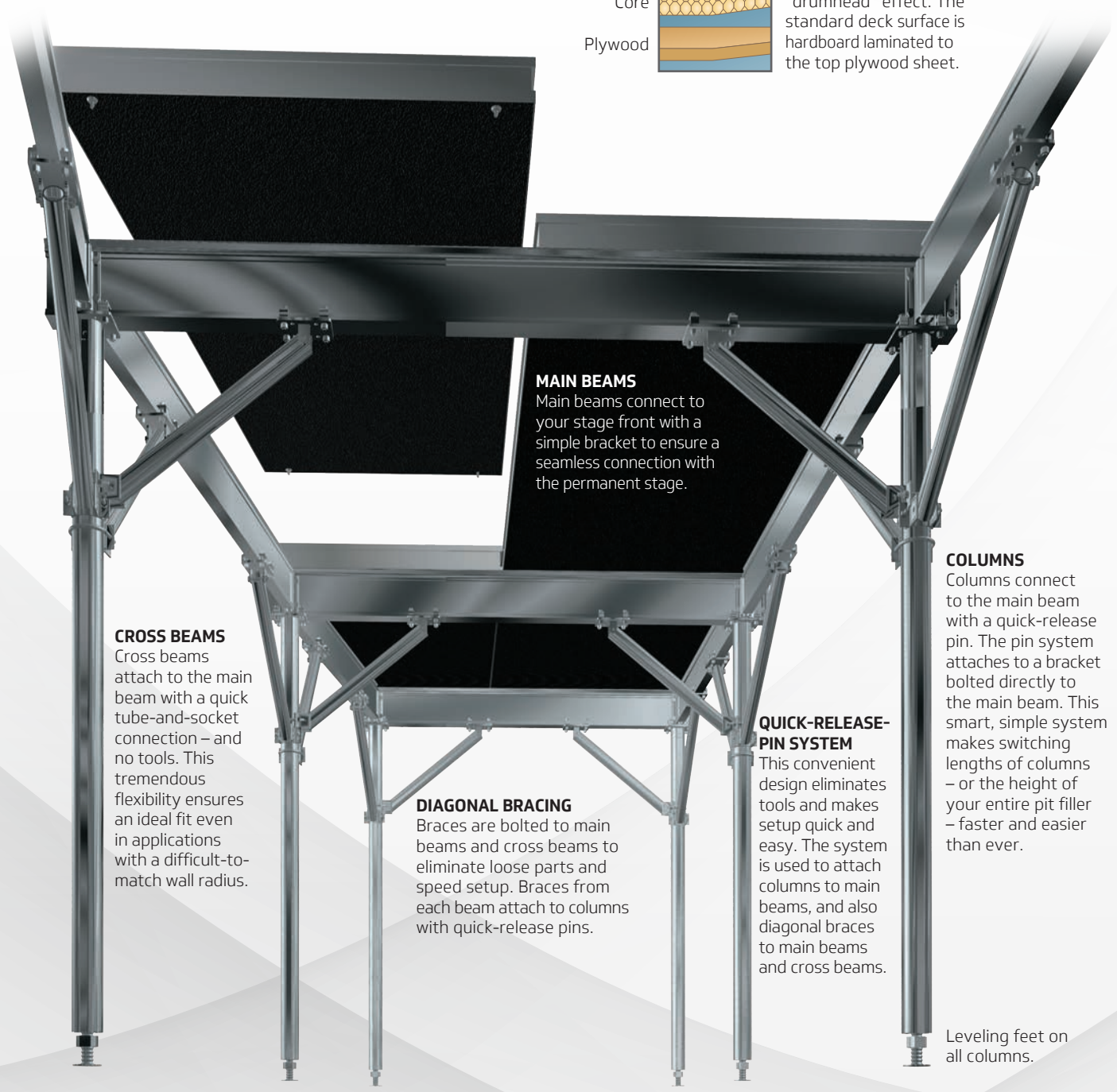
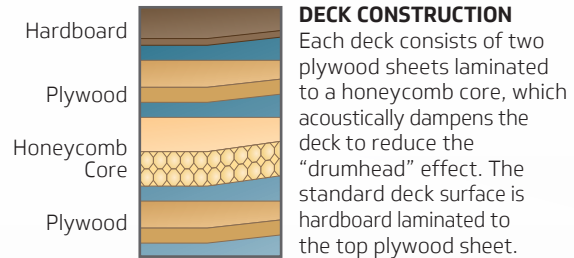
SYSTEM COMPONENTS

DECKS

Pit filler decks lock to the substructure with a simple hex wrench connection. Each deck is isolated from other decks to eliminate rubbing and potential noise generation. Decks can also be adjusted independently of other decks to facilitate setup and ensure a seamless fit. See deck construction below.



Deck corners are composed of glass-filled nylon to help eliminate sharp edges.



MAIN BEAMS

Main beams connect to your stage front with a simple bracket to ensure a seamless connection with the permanent stage.

CROSS BEAMS

Cross beams attach to the main beam with a quick tube-and-socket connection – and no tools. This tremendous flexibility ensures an ideal fit even in applications with a difficult-to-match wall radius.

DIAGONAL BRACING

Braces are bolted to main beams and cross beams to eliminate loose parts and speed setup. Braces from each beam attach to columns with quick-release pins.

QUICK-RELEASE-PIN SYSTEM

This convenient design eliminates tools and makes setup quick and easy. The system is used to attach columns to main beams, and also diagonal braces to main beams and cross beams.

COLUMNS

Columns connect to the main beam with a quick-release pin. The pin system attaches to a bracket bolted directly to the main beam. This smart, simple system makes switching lengths of columns – or the height of your entire pit filler – faster and easier than ever.

Leveling feet on all columns.

EASY, STRAIGHT-FORWARD SET UP AND SPACIOUS STORAGE

Our orchestra pit filler uses a simplified column-beam system that makes installation easy. It also makes on-site adjustments fast, safe, and trouble-free.

INSTALLATION PROCEDURE



1. ATTACH COLUMN TO MAIN BEAM.

Simply slip the column into the dedicated slot on the main beam and insert the quick-release pin, and then attach the main beam diagonal brace to the column. It's that fast and easy. And whenever you want to change the height of your filler or remove it altogether, simply release the pin and remove the column.



Quick-release pins eliminate loose parts and the need for tools throughout the system.



2. ATTACH MAIN BEAM/COLUMN COMBINATION TO STAGE.

The main beam/column combination is lightweight and easy to raise. Once up, it attaches quickly and securely with a bracket that bolts to your stage front. The resulting structure is very solid, and leveling pads allow you to make adjustments as needed.




3. ATTACH CROSS BEAMS TO MAIN BEAM.

Our tube-and-socket connection (right) provides plenty of leeway to match the radius of your pit wall, even if that means accommodating many hard-to-match angles. The final fit is always tight and secure.



The tube-and-socket connection rotates 45° to give you tremendous installation flexibility.



4. ATTACH CROSS BEAM DIAGONAL BRACES TO COLUMN.

Diagonal cross braces are always right where you need them because they're bolted right to the beams. Just swing the cross brace to the column and connect it to the bracket with the quick-release pin. It's quick, convenient, and very secure.



5. ATTACH DECKS TO FRAMING SYSTEM.

Decks slip into channels in the beam structure and nestle seamlessly next to your existing stage for a solid, quiet fit. Each deck locks in place and can be independently adjusted for leveling purposes and to eliminate rubbing which helps reduce unwanted noise. Decks are also acoustically dampened to further promote quiet.



A hex key locks each deck in place with a simple turn. It's the only tool you'll need.

STRATA® ORCHESTRA PIT FILLER



The standard surface on pit filler decks is a durable natural tempered hardboard, which can be painted to match your stage. Please contact your Wenger representative about other surface options.



Our patented system uses a few sturdy columns rather than numerous legs or awkward bridging supports. The result is a structure that is more stable, extremely quiet and easier to install than any other system available. Using columns instead of legs or bridging supports also provides a huge increase in storage space below.

PRODUCT SPECIFICATIONS:

- Available for stages as high as 10' (3048 mm). For stages over 10' (3048 mm), please contact your Wenger representative.
- Fast, straightforward column-beam setup with few loose parts.
- Quick-release-pin system makes installation faster and more convenient.
- A hex key locks each deck in place – no other tools are required.
- Simple deck-to-stage connections.
- Honeycomb deck construction acoustically dampens decks and quiets “drumhead” effect.
- Deck corners are composed of glass-filled nylon to help eliminate sharp edges.
- Each deck is isolated to eliminate rubbing and potential noise generation and can be adjusted independently of other decks.
- Leveling feet on all columns.
- Basic system meets a uniform vertical load of 150 psf (732 kgf/m²).
- System can meet building code standards of L/360.
- Deck surface takes a point load of 500 lb. (227 kg) on a 2" (51 mm) without leaving permanent marks.
- Also meets side load criteria of states with seismic loading requirements.
- All components can be replaced by the customer.
- Patented.

182A000 Orchestra Pit Filler



© 2017 Wenger Corporation
USA/11-17/200/W/LT0073D



WENGER CORPORATION Phone 800.4WENGER (493-6437) Worldwide +1.507.455.4100 | Parts & Service 800.887.7145 | Canada Office 800.268.0148 | wengercorp.com
555 Park Drive, PO Box 448 | Owatonna | MN 55060-0448

JR CLANCY Phone 800.836.1885 Worldwide +1.315.451.3440 | jrclancy.com | 7041 Interstate Island Road | Syracuse | NY 13209-9713

GEARBOSS Phone 800.493.6437 | email gearboss@wengercorp.com | gearboss.com | 555 Park Drive, PO Box 448 | Owatonna | MN 55060-0448